

# Student Google Classroom Guide



# What is Google Classroom?

Google Classroom is a web-based learning environment. When logged into Google Classroom, students can collaborate with their peers and teachers and access assignments.

Google Classroom offers a digital safe space for students to view class announcements, access posted course content, view posted assignments, and turn in completed work.

Only authorized HCS users (students, teachers, and other designated staff members) can have access to an HCS Google Classroom. Google users outside the HCS network are not granted permission to any HCS Classroom.



# Where to Access Google Classroom

Each student is provided a unique secure login and password.

Check with your teacher to obtain this private information if you don't already know your credentials.



# Where to Access Google Classroom

Click [here](#) for Chromebooks




Click [here](#) for iPads



# HOW TO USE GOOGLE CLASSROOM ON AN iPad

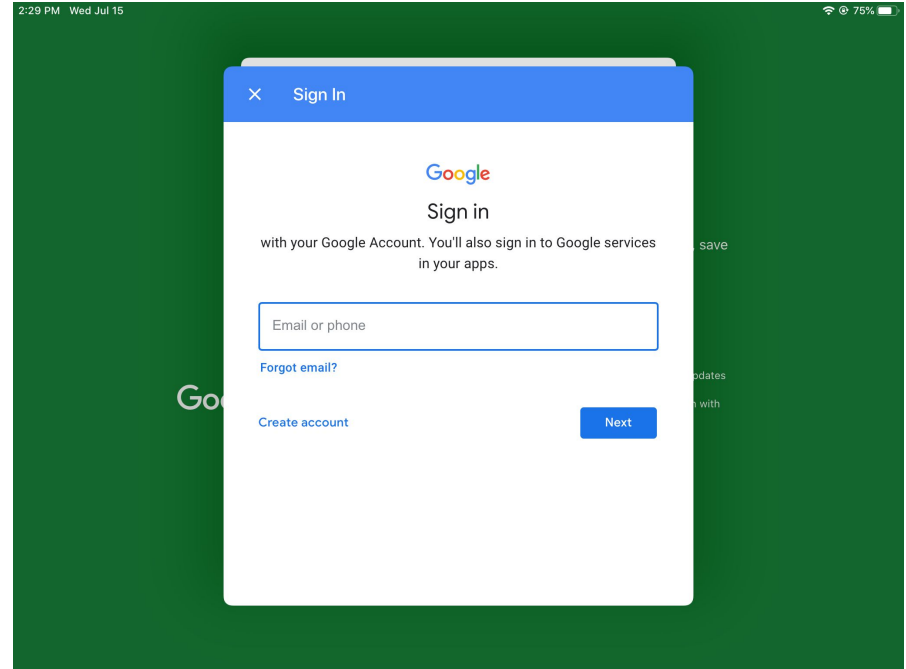
# Getting started - iPads

Open the Google Classroom app



# Getting Started - iPads

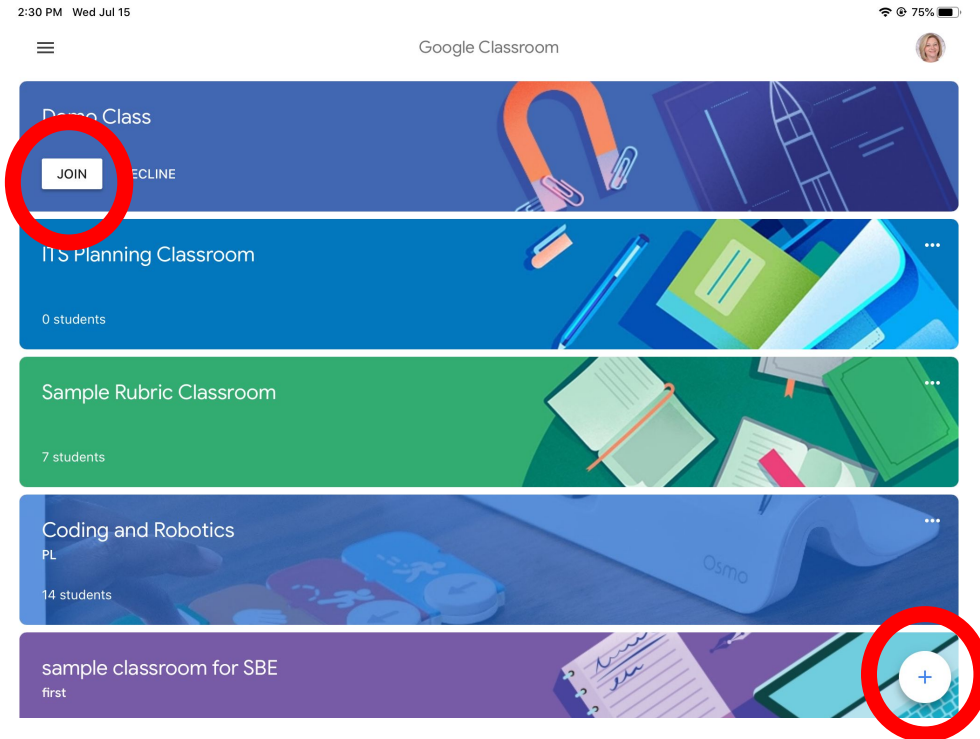
If this is your first time logging into Google Classroom on your iPad, or if this is a shared device, you will need to enter your login credentials. See [Slide 3](#) for more information on student credentials.



# Getting started - iPads

You will see all of the Google Classrooms that you are enrolled in as well as any they need to join. Click on the classroom you want to enter.

If the teacher provides a class code, you will need to click on the plus sign in the bottom right corner and enter the class code.





# Navigating Classroom - iPads

The Stream is the announcements page.

All announcements and assignments will show here.

Sample Rubric Classroom

Share something with your class...

**New assignment: annotating on PDF Sample**  
Posted Yesterday

Add class comment

**New assignment: Color words**  
Posted Yesterday

Add class comment

**Juli Gilbert**  
Yesterday

<https://meet.google.com/qdf-bxcd-csu>

Add class comment

**Stream**    Classwork    People

# Navigating Classroom - iPads

The Classwork section shows all assignments.

Click an assignment to begin working.



jamboard

Posted Apr 22, 1:10 PM



sample PDF

Posted Apr 21, 9:35 AM



part of a rubric

Draft

 Stream

 **Classwork**

 People

# Navigating Classroom - iPads

When opening an assignment, you may need to click the arrow in the **Your work** section to reveal the attachments.

annotating on PDF Sample

100 points

 Add class comment

---



Your work

Assigned

 Add private comment

# Navigating Classroom - iPads

Select any attached documents to open and edit them. Use the Turn In button when the work is complete and ready for the teacher to view and/or grade it.

Your work Assigned

PDF Edited - Harper Palmer - pencils.pdf X

+ Add attachment


Turn in

Private comments

Add private comment ▶

# Navigating Classroom - iPads

To annotate on a PDF, click the file to open it from the assignment screen. Click the pencil in the top right corner to open the annotation tools.



# Navigating Classroom - iPads

Use the toolbar at the bottom of the screen to annotate the file as needed.

Click the **Save** button in the top right corner to send the edited file back to the assignment in Google Classroom.

Don't forget to click the *Turn In* button when you are ready to send it to the teacher.



# Navigating Classroom - iPads

To access the Google Classroom Meet (virtual meeting), click on the camera icon in the top right corner of the screen.

Note: You must also have the Google Meet app installed. Students cannot enter the Meet until the teacher is present.

