



Reading At Home...


Can Make A HUGE Difference!



Choose Books That Are At An Appropriate Reading Level For Your Child


 Use the five finger rule. Open the book to any page and ask your child to read. Put up a finger every time your child does not know a word. If you have put up more than five fingers before the end of the page, this book is too hard for your child.

 Choose books that match your child's likes and interests.




Keep plenty of reading materials in your home: books, magazines, newspapers, and comic books. Children enjoy having a variety of reading materials!

15-20
minutes is
plenty for
a beginning
reader!




How To Read With A Beginning Reader:

- Encourage your child to use his/her finger to point to each word.
- Read a sentence and have your child repeat it.
- Take turns reading a sentence each or a page each.
- Talk about the story as you read it. What do you think will happen next? What does this story remind you of? How do you think this character feels?
- Don't be afraid to read the same book again! Repeated reading helps build reading fluency!



Check For Understanding

- ✓ Start the book by making predictions. What do you think will happen in this story?
- ✓ Ask questions and make comments during the reading process.
- ✓ After reading a book, have your child tell you the events from the story in the correct order.
- ✓ What was the problem in this story?
- ✓ How did the character feel when...?
- ✓ Encourage your child to make connections. Does this story remind you of another book you read, an event in your life, a movie?



Read Books Online!

There are many fun and interactive websites for literacy.

Here are a few FREE online resources:

www.starfall.com

www.speakaboos.com

www.spellingcity.com

www.wegivebooks.org

<http://interactivesites.weebly.com>