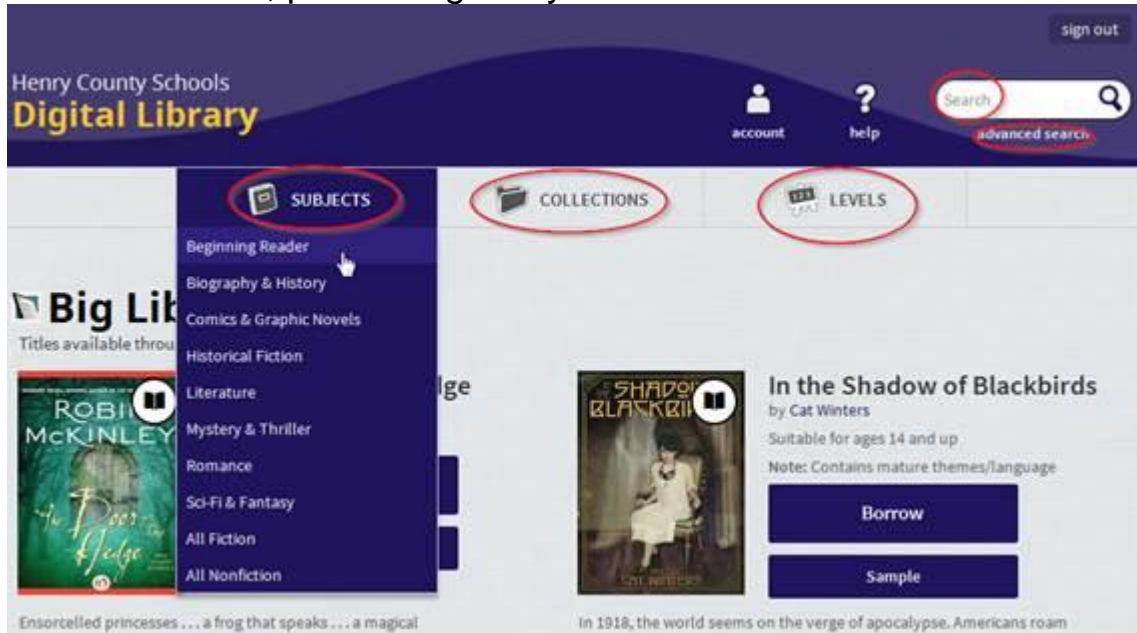
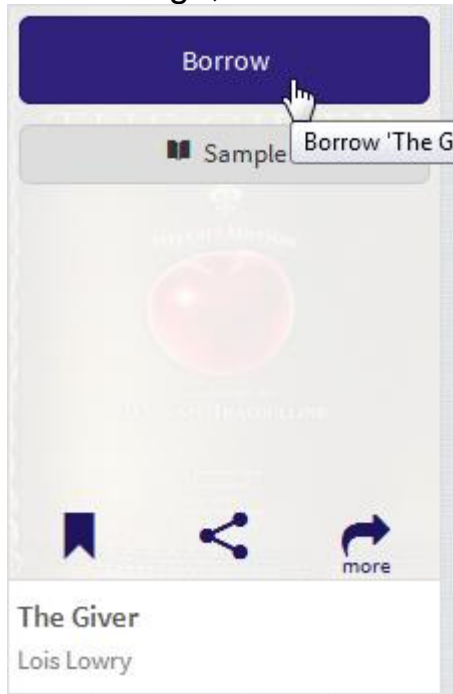



Browser + Read format

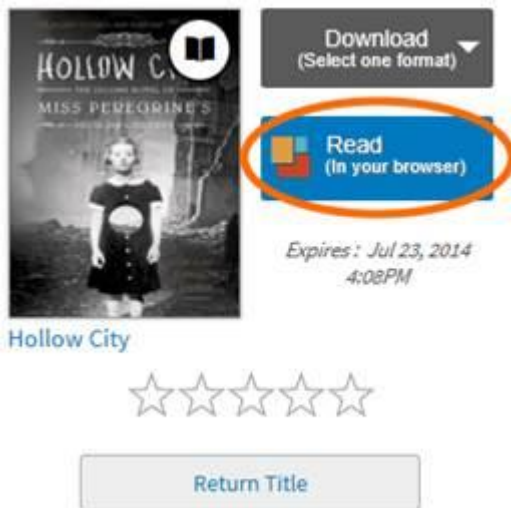
1. In any browser, go to the Henry County Schools' Digital Library website: <http://henry.lib.overdrive.com>.
2. Sign in using your Infinite Campus log-in.
3. Browse for titles – you can find books on the homepage, subjects and collections links, performing a keyword/title/author/etc. search.



4. When you find a title you would like to read, hover over or tap the cover image, click the Borrow button.



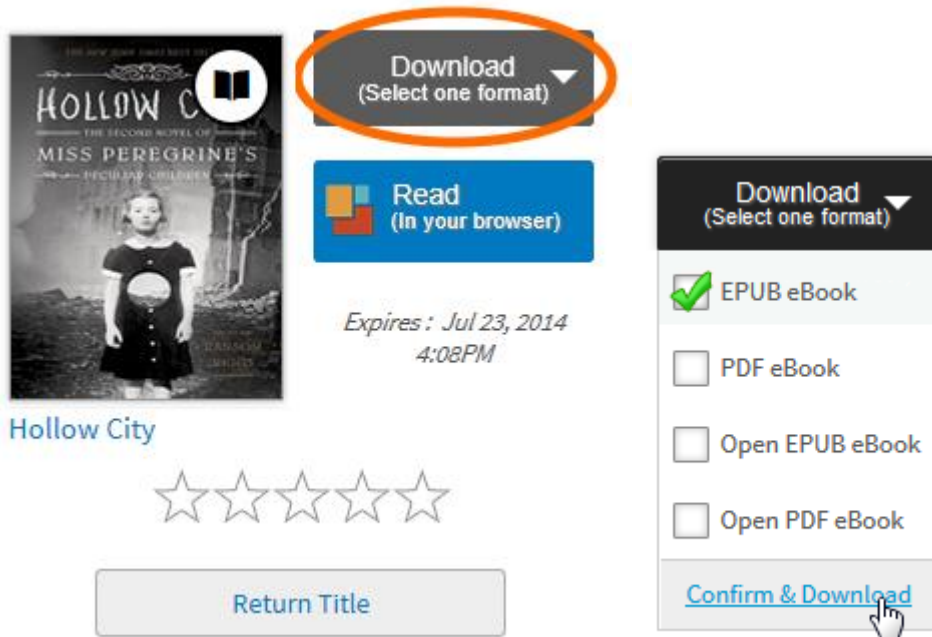
5. Go to “account” , click the Read (In your browser) button, a new tab or window will open and students can start reading the title.




OverDrive app

1. Download OverDrive app from app store. Ex) Apple app store, Google Play store, Windows store, etc.
2. Open app. When prompted, create an OverDrive account or select the “I am under 13 years old” link at the bottom of the screen.
3. Next, open the Home menu by clicking the menu icon (☰) in the upper left hand corner. Then, tap “Add a library” and type “Henry County Schools” in the search field to find your school’s OverDrive website. View the search results, tap the name of your school, and click the star icon to save the library to your libraries list. Tap the name again to go to the website.
4. Browse and borrow titles as mentioned above.

5. Go to “account”, click download button and select EPUB eBook for the format, confirm and download.



6. When your title has finished downloading, you will need to return to the OverDrive app to read the eBook by clicking the app Home menu  in the upper left hand corner of the screen and select Bookshelf in the app.