



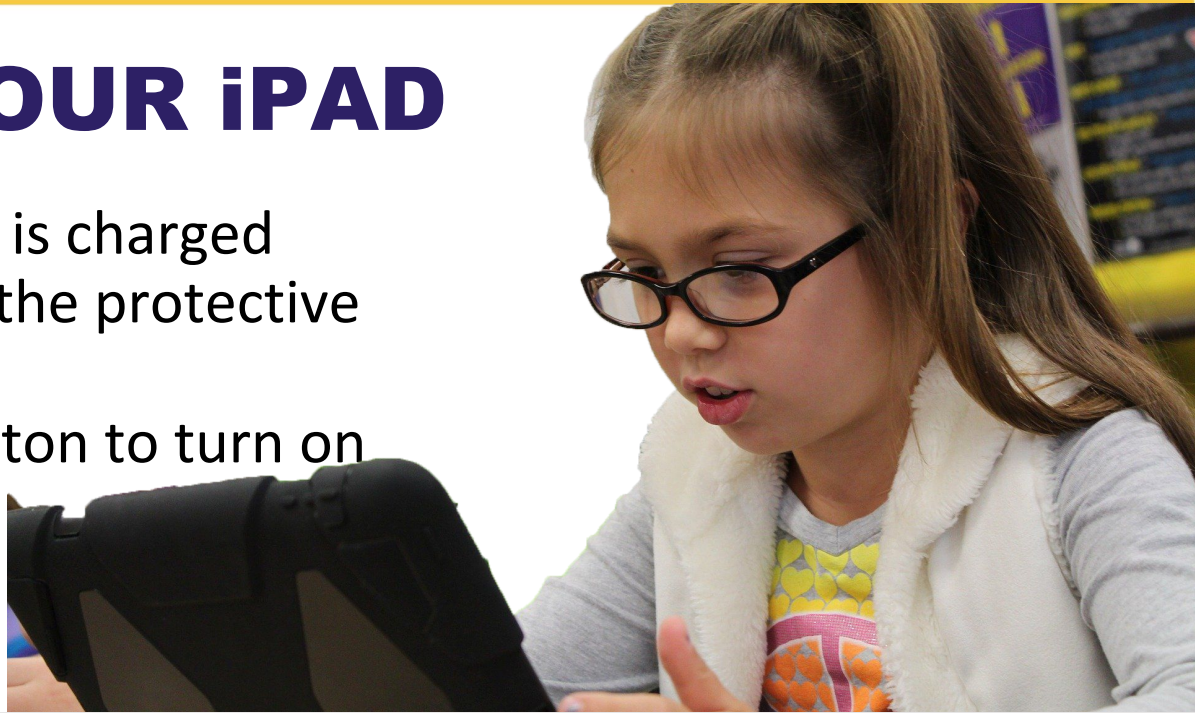
A Parent Guide to Student iPads

PK - 2nd Grade



TURN ON YOUR iPad

- Make sure the iPad is charged
- Open the cover on the protective case *or*
- Click the power button to turn on



**YOUR iPad IS READY FOR YOU TO
LEARN AND EXPLORE**

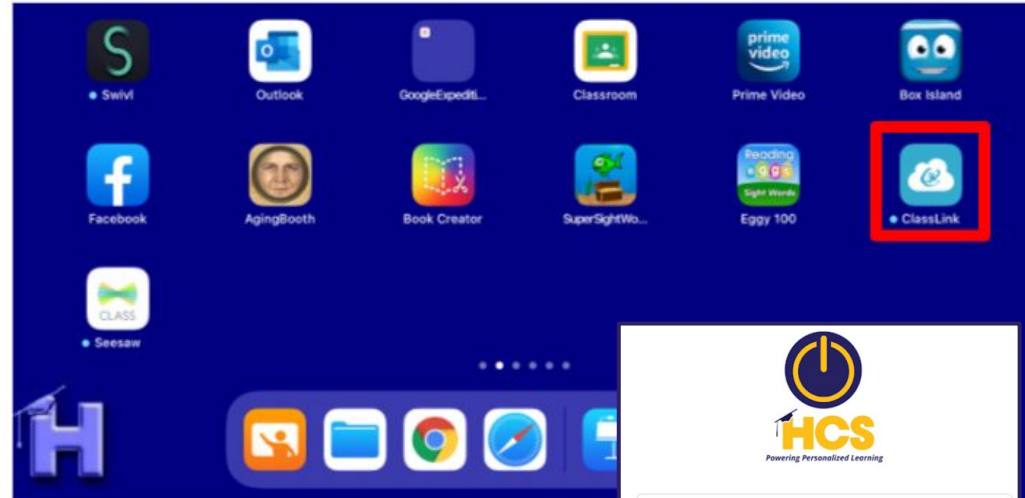
HCS WEB FILTER

HCS uses web-filtering tools to minimize the risk of students accessing potentially harmful or inappropriate content. The web filtering tools work both at and away from school.

Immediately tell a teacher or other adult if you receive an electronic comment or communication that makes you feel uncomfortable, or if you accidentally access inappropriate materials, pictures, video, or websites


CLASSLINK

- Classlink is used to access digital resources used by Classroom Teachers.
- The student issued iPad should already be signed into Classlink




If the account is not logged in...

- Enter the student's Student ID Number in the username field (not their full email).
- Enter the student's HCS password.
- Turn on the **Remember Me** switch.
- Click **Sign In**



GOOGLE CLASSROOM

- Students should use the **Google Classroom App** on the iPad screen *(not through Classlink)*
- Students should already be signed into Google Classroom on the district-issued iPad



Please check for Parent Resources on the district website (available August 10) for the Parent Guide to Google Classroom

HOW TO CARE FOR YOUR DEVICE

EXPECT *Exceptional*

Be gentle with your device and especially the screen. Things to keep in mind:

- Avoid stacking books or other heavy objects on top of the device
- Keep liquids away from the device
- Do not use sharp objects, such as pens or pencils on the screen — it will scratch.
- Keep the power adapter in a safe place – label loaned cable and power adapter with tape that can be easily removed.
- Here are some [recommended guidelines](#) for cleaning your devices
- Please use the power adapter that was issued with your device. Third-party adapters have been known to damage batteries and are a potential safety hazard.

STUDENT APPS

- HCS has installed a suite of educational apps that have been approved and are most commonly used across the district.
- Your child's teacher will provide information on use of certain apps for instructional purposes.
- The district may continue to add Apps remotely during virtual learning to help facilitate the learning process.

WHAT'S INSTALLED ON THE IPAD?

Google Classroom
Google Meet
Google Docs
Google Slides
Spark Video
Flipgrid
Epic
MAP/NWEA
Classlink
Pages
Keynote
GarageBand

(additional apps may be installed based on school needs)