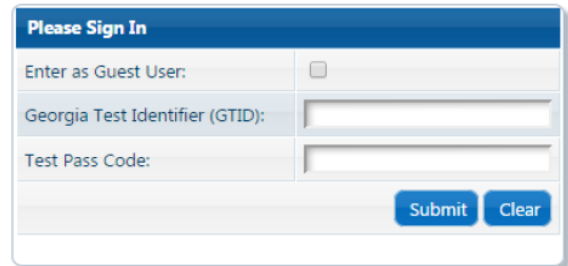


## GOFAR: Student Experience

Go to <https://gofar.gadoe.org/GOFARWeb>

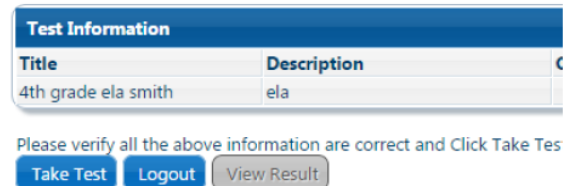
Students must enter their GTID # and test pass code.  
\*\*\*Each test has its own unique pass code. The teacher can look up a tests' pass code by going to Test Administration> Test Management> Manage.\*\*\*



The 'Please Sign In' form contains the following fields and controls:

- Enter as Guest User:** A checkbox.
- Georgia Test Identifier (GTID):** A text input field.
- Test Pass Code:** A text input field.
- Submit** and **Clear** buttons.

The student and test detail information will be displayed. The student needs to click "Take Test" in the bottom left corner.



Test Information	
Title	Description
4th grade ela smith	ela

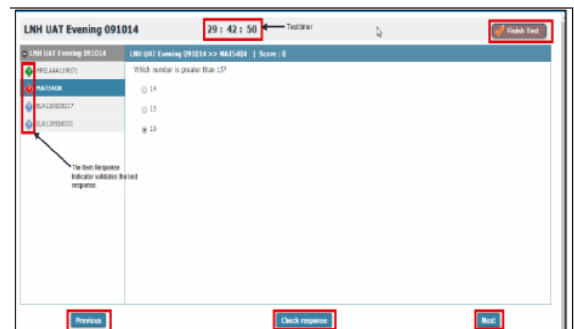
Please verify all the above information are correct and Click Take Test

**Take Test** **Logout** **View Result**

\*\*\*If you are doing this in the lab with your entire class, do not let them all click take test at once. I recommend starting 5 at the time.\*\*\*

Students can click on "Next" and "Previous" to navigate between questions.

Click "Finish Test" when complete. A confirmation message will appear. Click "Confirm" to complete the test. The assessment result message appears.



The screenshot shows the test interface with the following elements:

- LNH UAT Evening 091014** (Test Title)
- 29 : 42 : 50** (Time remaining)
- Test Item** (Question text: "Which number is greater than 15?")
- Options:** 14, 15, 16
- Message:** "The item response indicator indicates the next response."
- Navigation buttons:** Previous, Check response, Next
- Finish Test** button (top right)