

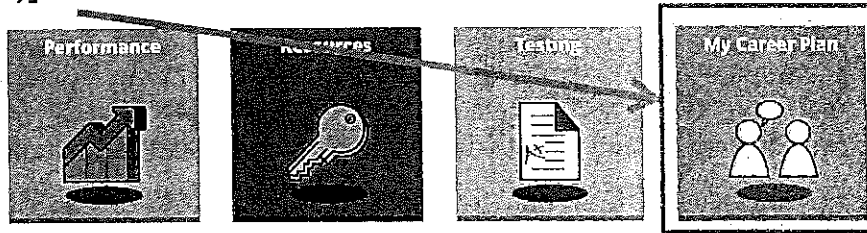
GCIS and the BRIDGE Law

7th Grade Students: 3 Career Clusters

Georgia Career Information Center, through its Georgia Career Information System (GCIS), provides current and accurate occupational and educational information to schools and agencies throughout Georgia in order to help young people and adults make informed career choices.

How Do I Complete My BRIDGE Law Activity in GCIS?

1. Log into your personal student portal provided by your school district.
2. Click on **SLDS Portal** on your dashboard. (The link name may vary depending on your SIS.)
3. Click the **My Career Plan** image. [This button will take you to the Georgia Career Information System (GCIS)].



4. Click **Career Cluster Exploration** to explore and save at least 3 career clusters.

My Career Plan

Notes: (1) Click on the "Career Assessments" step and complete one additional career assessment that you did not take in 6th grade. (2) Click on the "Career Cluster Exploration" step and select at least 3 career clusters.

5. Click **Choose Your Career Clusters**.

Career Clusters

Career Clusters of Interest Status: **NOT STARTED**

You have not selected any clusters.

* Selected clusters will be highlighted

Choose Your Career Clusters


GCIS and the BRIDGE Law

7th Grade Students: 3 Career Clusters



Georgia Career Information Center, through its Georgia Career Information System (GCIS), provides current and accurate occupational and educational information to schools and agencies throughout Georgia in order to help young people and adults make informed career choices.

How Do I Complete My BRIDGE Law Activity in GCIS?


1. Log into your personal student portal provided by your school district.
2. Click on SLDS Portal on your dashboard. (The link name may vary depending on your SIS.)
3. Click the My Career Plan image. [This button will take you to the Georgia Career Information System (GCIS)].





4. Click Career Cluster Exploration to explore and save at least 3 career clusters.


My Career Plan  


Notes: (1) Click on the "Career Assessments" step and complete one additional career assessment that you did not take in 5th grade. (2) Click on the "Career Cluster Exploration" step and select at least 3 career clusters.



 Career Assessments



 Career Cluster Exploration


 Occupation Exploration


 Graduation Plan / IGP


 Move On When Ready


 Post Secondary



 Next Steps

NOT STARTED

IN-PROGRESS

COMPLETED

5. Click Choose Your Career Clusters.

Career Clusters 

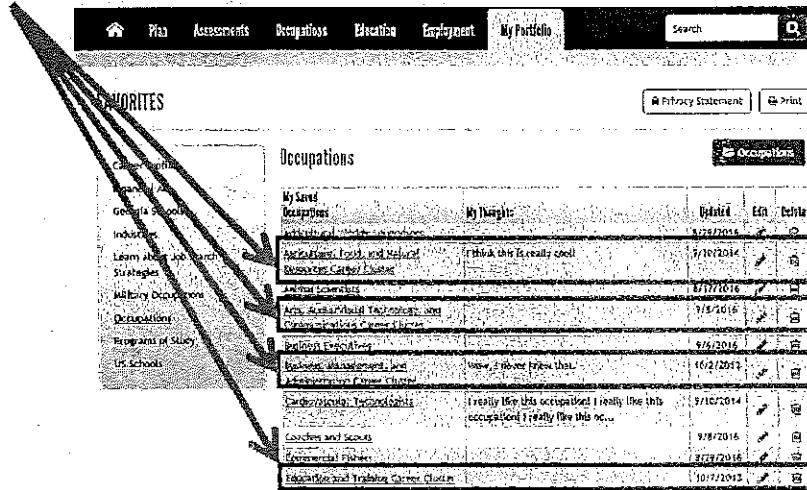
Career Clusters of Interest Status: NO CLUSTERS

You have not selected any clusters.

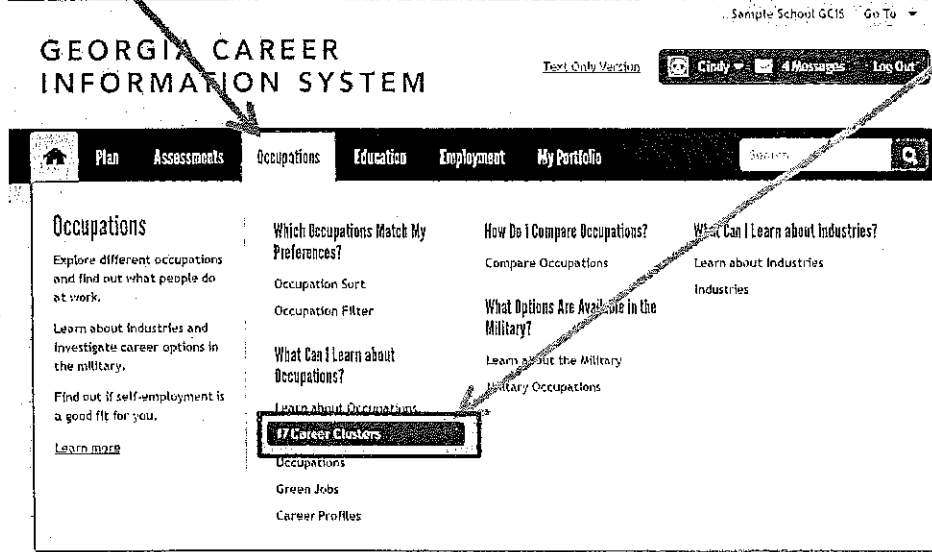
* Selected clusters will be highlighted

Choose Your Career Clusters

10. All of your saved occupations and career clusters will appear on the Favorites summary page. Review the career clusters you saved on the list.



11. Select the Occupations tab at the top of the screen. A mega menu will appear. Select 17 Career Clusters and repeat the steps for exploring and saving additional career clusters.



Please be sure to click both **Save** and **Save Information** to receive full credit for your completed activity. Failure to do so will result in no credit.

Congratulations!! You have completed this activity!!